

DANIEL IN THE LION'S DEN

Daniel 6:1-24



God keeps Daniel safe in the den of lions

DANIEL IN THE LION'S DEN

Daniel 6:1-24

CRAFT/ACTIVITY: LIONS

Students will make lions to remind them that Daniel was thrown into a den of lions because he prayed to God.

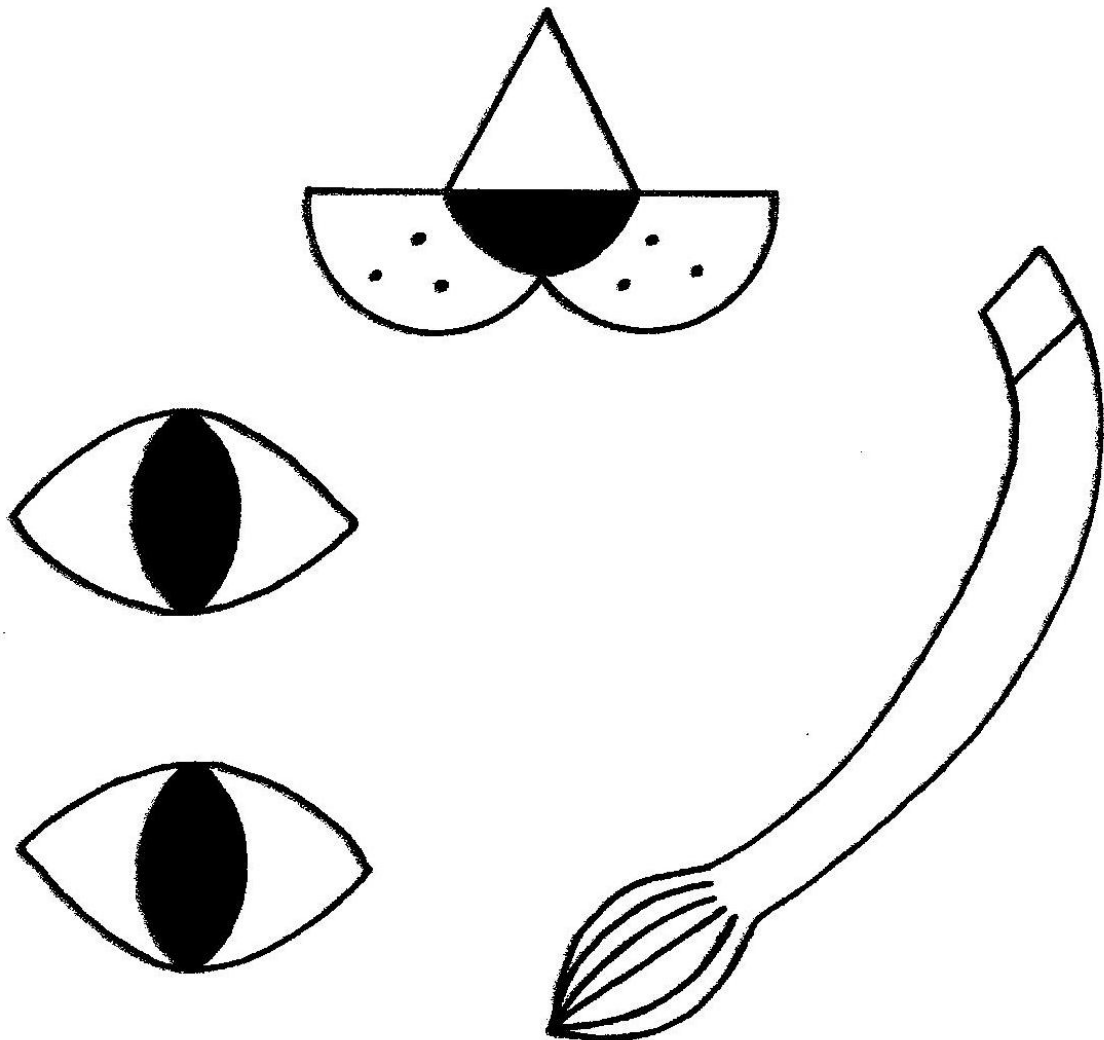
MATERIALS

1. 67 lb. White Cardstock
2. Lion Pattern (two pages)
3. Crayons, Markers, or Colored Pencils
4. Scissors
5. Glue
6. Paper Plates (small and large)


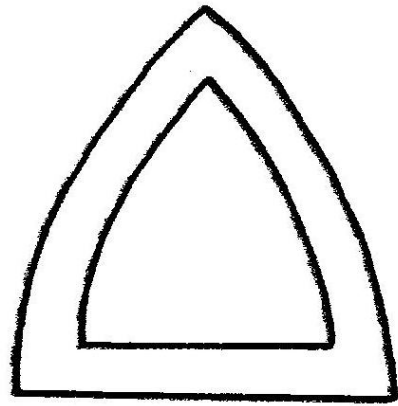
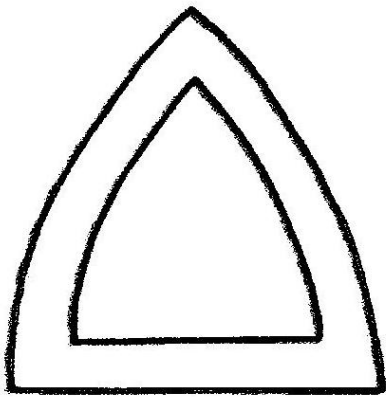
DIRECTIONS

1. Make copies of the lion patterns onto 67lb. cardstock for each student.
2. Have students color the lion body parts with crayons, markers, or colored pencils.
3. Have students cut out the body parts on the solid black lines.
4. Help students glue the body parts to the paper plates to assemble their lions.

LION PATTERN




LION PATTERN CONTINUED



DANIEL IN THE LION'S DEN

Daniel 6:1-24



.....
Daniel told King Darius that God had shut the mouths of the lions. Why did he say that?

To find the answer, start on the lion's forehead and travel through the maze, recording every other letter on the lines provided. When you have reached the last letter, follow the arrow to the next letter to be recorded. Record every other letter as you work your way back through the maze.

.....

